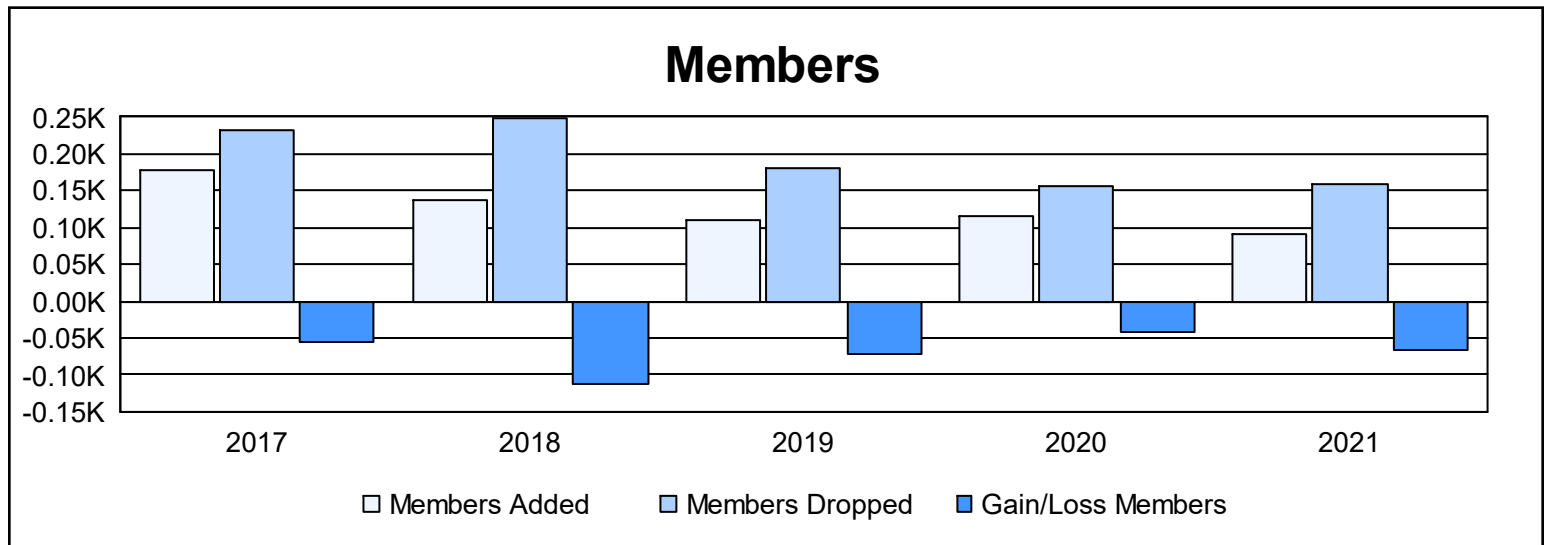
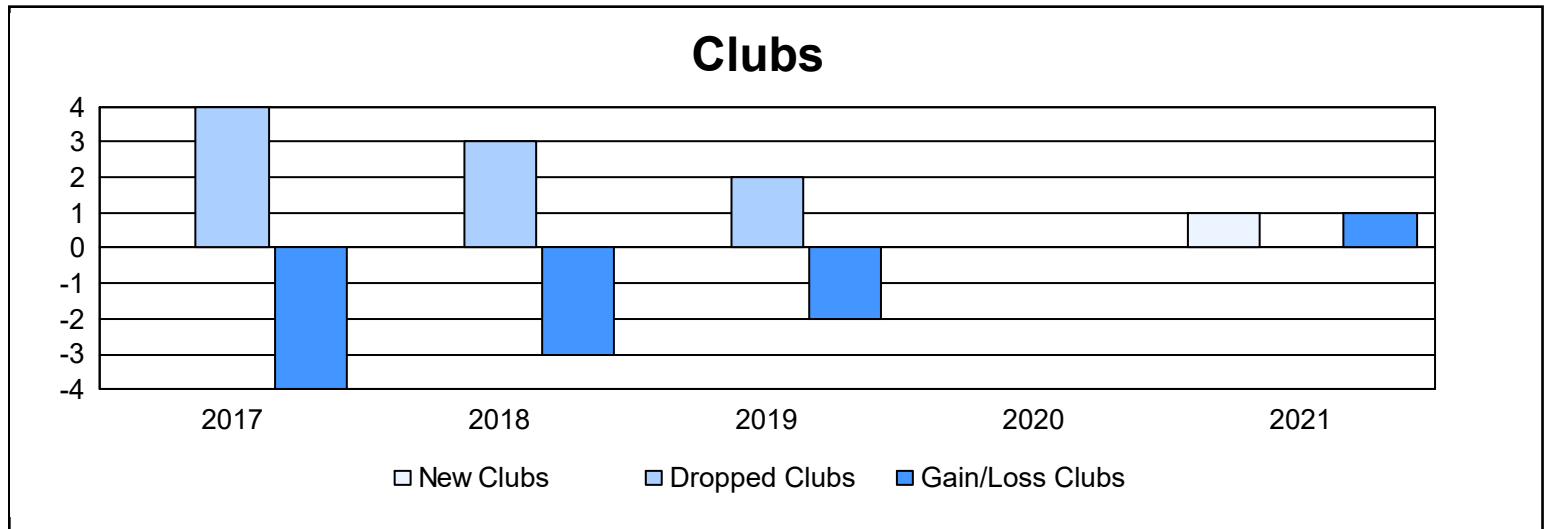
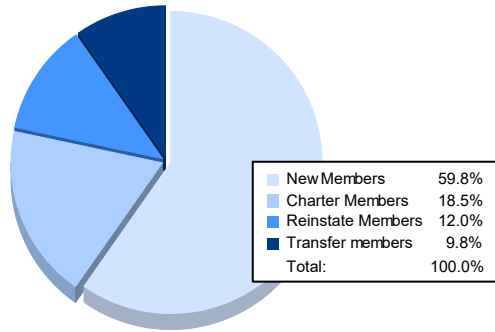


| Year | New Clubs | Dropped Clubs | Gain/ Loss Clubs | New Members | Charter Members | Reinstate Members | Transfer Members | Total Member Added | Total Members Dropped | Gain/ Loss Members |
|----------------|-----------|---------------|------------------|-------------|-----------------|-------------------|------------------|--------------------|-----------------------|--------------------|
| 2016-2017 | 0 | 4 | -4 | 150 | 0 | 6 | 22 | 178 | 233 | -55 |
| 2017-2018 | 0 | 3 | -3 | 118 | 0 | 5 | 14 | 137 | 249 | -112 |
| 2018-2019 | 0 | 2 | -2 | 99 | 1 | 7 | 2 | 109 | 180 | -71 |
| 2019-2020 | 0 | 0 | 0 | 96 | 0 | 8 | 11 | 115 | 156 | -41 |
| 2020-2021 | 1 | 0 | 1 | 55 | 17 | 11 | 9 | 92 | 159 | -67 |
| Average | 0 | 2 | -2 | 104 | 4 | 7 | 12 | 126 | 195 | -69 |



Membership Composition June 2021 Cumulative



Gender Composition June 2021 Cumulative

